



# WELCOME TO THE TEMPLE OF CODES!

Starting on the box marked \* and finishing on the box marked @, follow the code and discover Norbert's secret weakness.

1: ↑ 2: ↓ 3: → 4: ←

1-3-1-1-3-3-1-4-1-4-1-3-1-3-3-2-3-2-2-3-3-1-3-2-2-4-2-4-1-4-2-4-1-1-3-1-4-1-3-2-3-3-1-1

X	I	O	A	Z	I	D	H	E	A	T
W	T	O	L	C	N	E	B	K	C	R
N	A	T	C	B	D	S	F	I	N	G
D	I	J	I	G	E	S	D	O	G	W
T	L	L	E	R	H	N	I	O	N	O
N	E	L	T	Z	M	G	H	T	D	I
M	M	A	R	K	A	P	F	G	W	S
K	I*	Y	A	E	K	E	L	Q	V	B
R	O	C	I	R	M	S	A	E@	P	J
O	N	Z	J	U	E	S	U	Z	T	I
B	E	E	C	Q	F	N	E	E	V	D

Answer: I'm allergic to laziness. Doing nothing makes me sneeze.

# CRAZY CAT DIY

A step by step guide to turning your cat into a feline nightmare.



<p>1. Draw the body.</p>	<p>2. Add the head. Make it oval and not too smooth.</p>
<p>3. Place the ears. The more ragged and torn the better.</p>	<p>4. Draw the eyes (narrowish and looking guiltily sideways), the nose and mouth (toothy).</p>
<p>5. Hair action: add hair to the tips of the ears, on the back and top of head. Don't forget the whiskers.</p>	<p>W*A*N*T*E*D KILLER CAT!</p> <p>6. Result!</p>

# THINK AND DO

## QUESTIONS

1. At first glance, it seems Madgie is the hero and Norbert the genius. Is that really true?
2. What does being a hero mean anyway? Pick two heroes of your choice and fill in the sheet to help answer this question.
3. 'Life is full of surprises': What does this phrase mean for Madgie? Is it a good or a bad thing? Why does she change her mind?

## ACTIVITIES

1. Sadie Cramer's style of illustration is quite cartoony and comic-like. Try your hand at drawing a comic strip about one episode of this Mad Cap adventure, for example when Madgie sneaks into Colm's bedroom (chap 1); when Madgie visits Mrs Mudrick's house and finds the scary blanket (chap 4); when Madgie and Norbert are doing Morse-code under the desk (chap. 6). Think of what you want to show, in how many pictures. Think of the size and shape of each panel. Think of how much text you want and where you want it (speech bubbles, text boxes, sound effects...).
2. There is another adventure in preparation for Mad Cap and Norbert. Can you find the clues in this book and guess what the next one will be about?
3. The Rent-a-Hero Agency is looking for new recruits! Write a letter to Madgie and Norbert explaining why you would be perfect for the job. Don't forget your superhero name, your super powers or speciality and your previous heroic experience.
4. Origami for beginners. Madgie thinks origami is easy-peasy. Try making this origami bird and see if you agree!

# HEROIC FACTS WORKSHEET

There are many different styles of hero: the classic hero with huge strength like Hercules; the brainy hero like Sherlock Holmes or Professor Van Helsing; the super hero with super powers and/or super gadgets like Superman or Batman; the unlikely hero like Mad Cap. **Pick a hero** from books, film, legends, real life etc. and see what makes them so special.



(NB: Some heroes won't have an answer to all the questions)



1) Name	2) Age
3) Real or Imaginary?	4) Where is this hero from?
5) Special strength:	6) Where did this hero get this special strength?
7) Special weakness:	8) Where did this hero get this special weakness?
9) Day job:	10) Immortal? Invulnerable?
11) Sidekick:	12) Arch enemy:
13) Greatest achievement:	14) How was it received?
15) Special outfit/gadgets/weapons?	16) Catchphrase:
17) 4 words to describe this hero	



# ORIGAMI FOR BEGINNERS

START HERE!





Take a piece of square paper.  
(It doesn't have to be origami paper.)

Fold it in half to make a triangle.



Fold that triangle in the middle to make a smaller triangle.

Open it up again. Can you see the crease in the middle? Good.



Fold up the bottom part of the triangle.


Fold the right part so that it meets the crease in the middle.




TURN THE PAGE!




# CONTINUED...




Then do the same with the left part.



Fold the bottom tip upwards.



Flip the whole thing over. Fold the top tip away from you and tuck it in front of the ears.



Now just draw some eyes, nose, mouth and whiskers and hey presto! Meet your own origami rabbit. His name is Norbit.

\* \* TA-DAH! \* \*